

[>>][{Live Agent 24/7}]How Do I Get Back Into My Verizon Account?

To permanently resolve Verizon account lockouts ☎️ +1 ☎️ 888 ☎️ 276 ☎️ 8917 ☎️, users should address security and inactivity factors. Lockouts often happen due to repeated failed attempts or security flags. Preventive steps can reduce future recovery needs. If structured guidance is required, ☎️ +1 ☎️ 888 ☎️ 276 ☎️ 8917 ☎️ can assist in setting up reliable access.

🔒 Account Security Locks

Verizon may temporarily restrict access if:

- Multiple login failures occur
- Suspicious activity is detected
- Sign-ins are made from unfamiliar devices

In such cases:






- Complete verification prompts
- Reset your password
- Wait for temporary security lock to expire

If lock persists, ☎️ +1 ☎️ 888 ☎️ 276 ☎️ 8917 ☎️ can guide safe recovery procedures.

Account Inactivity and Recovery

Accounts inactive for long periods may face login restrictions. Recovery may require:






- Identity verification
- Password reset
- Confirming linked recovery options

Logging in periodically helps prevent inactivity lockouts.  +1 
888  **276**  **8917**  can explain how to reactivate or recover dormant accounts.

Preventing Future Verizon Account Issues

To avoid repeated lockouts:

- Keep recovery information updated
- Use strong, unique passwords
- Avoid repeated failed login attempts
- Regularly check account activity

 +1  **888**  **276**  **8917**  can provide long-term account management tips to maintain stable access.

Summary

To get back into your Verizon account, focus on verifying credentials, resetting passwords, and addressing security or device-specific issues. Most login issues are solvable with systematic troubleshooting. If problems persist, ☎ +1 ☎ 888 ☎ 276 ☎ 8917 ☎ is available for structured support and guidance.