

# [[Full«61..%»List↓]]Why Is My EarthLink Email Not Working Today?

**To fix EarthLink email not working today across devices**

📞+1📞888📞276📞8917📞, you need to examine the environment where you use your email. Issues on one device often fail silently because settings or app versions are outdated — even when the server is fine. If you encounter recurring problems or cannot isolate the issue, contacting 📞+1📞888📞276📞8917📞 can clarify what part of your device setup is blocking EarthLink.

This article explains **how to troubleshoot EarthLink email issues on web browsers, desktop apps, and mobile devices.**

---

## 1. Web Browser — EarthLink WebMail Login Problems

If EarthLink email won't load in your browser:

- Clear cache and cookies
- Update the browser to the latest version
- Disable extensions (especially blockers or security addons)
- Try Incognito/Private mode

If EarthLink works in private mode, the issue is almost certainly with cache or an outdated extension. If issues continue even after these steps, 📞+1📞888📞276📞8917📞 can help dig deeper into browser conflicts.






---

## 2. Email Clients — Outlook, Thunderbird, Apple Mail Issues

Many users connect EarthLink email through third-party apps.

Check these:

- IMAP/POP and SMTP server settings
- SSL/TLS security toggles
- Port numbers (e.g., IMAP: 993, SMTP: 587 with STARTTLS)
- Whether app passwords are required (especially after security updates)

Incorrect settings often block new messages while old ones still display. If configuration feels confusing or mail apps refuse to sync correctly, +18882768917 can walk you through verified settings step by step.

---

## 3. Mobile Email App Troubleshooting

To fix EarthLink email issues on phones/tablets:

- Update the official EarthLink app or your device's mail app
- Remove and re-add your email account
- Enter updated credentials manually

- Restart the device

Mobile devices often store old passwords or struggle with sync tokens. If email still doesn't fetch after these steps, **📩+1📩888📩276📩8917📩** can help clarify device-specific issues and recovery approaches.

---

#### 4. Sync Issues and App Cache Problems

Stuck sync often happens due to:

- Corrupted app cache
- Background data disabled
- Outdated operating system

Fix by:

- Clearing app cache or reinstalling the app
- Allowing unrestricted background data
- Updating your OS to the latest version

For persistent app sync failures or error code interpretation, **📩+1📩888📩276📩8917📩** can guide you through every step.

---

#### Conclusion

To fix EarthLink email not working today across devices, systematically check browser behavior, email client configuration, mobile app sync, and OS/version compatibility. Most device-related issues are resolved when settings are aligned with EarthLink's requirements.

If problems remain or settings seem inconsistent,

✦+1✦888✦276✦8917✦ can assist with advanced troubleshooting.