

# [[{Live Agent}]Why Is My EarthLink Email Not Working Today?[24/7]

To understand why your EarthLink email is not working today 📞+1 📞888 📞276 📞8917 📞, you must look at several layers of possible causes — ranging from service outages and account issues to device sync problems and spam filters. Many EarthLink users experience email disruptions suddenly, even when nothing seems to have changed. When basic troubleshooting doesn't work, you may contact 📞+1 📞888 📞276 📞8917 📞 for personalized guidance on restoring access or correcting delivery issues.

This guide explains **why EarthLink email may not work today** and **step-by-step how to fix it**.

---

## 🔍 1. EarthLink Service Outages and Temporary Problems

To begin, EarthLink may be experiencing **outages, maintenance, or server delays**. These interruptions are often temporary and affect multiple users in specific regions.

### **Signs of a service outage include:**

- Emails fail on all your devices
- You can't log in via webmail
- Multiple people report similar errors
- Error pages mention "service unavailable"

If you suspect a service outage, avoid repeated login attempts — too many retries can trigger security blocks. If you are unsure whether EarthLink is down, 📞+1 📞888 📞276 📞8917 📞 can help you check up-to-date status and interpret error messaging.

---

## 2. Network & Connection Issues

To work reliably, EarthLink email requires a stable internet connection.

### **Network scenarios that can block email:**

- Weak or unstable Wi-Fi
- VPN or proxy interference
- Public or restricted hotspot blocking secure email ports

### **Fix it by:**

- Restarting your router/modem
- Trying a different network (e.g., mobile data)
- Temporarily disabling VPN/security proxies

If email works on another network but not yours, the network is likely the cause. 📞+1 📞888 📞276 📞8917 📞 can help you walk through network diagnostics for EarthLink email failures.

---






## 3. Incorrect Login Credentials or Password Issues

Many EarthLink email problems arise because:

- You typed the wrong password
- Saved auto-fill credentials are outdated
- Your keyboard language/Caps Lock is on

**Verification steps:**

- Type both username and password manually
- Clear saved passwords in your browser or device
- Reset password using EarthLink's recovery option

If you're unsure whether your credentials are correct or your password recovery fails,  +1  888  276  8917  can assist with secure recovery options.

---

 **4. Spam Filters, Junk Folder, and Delivery Problems**

To avoid spam, EarthLink may filter or misroute incoming messages.

**Common delivery issues:**

- Valid emails appearing in Spam/Junk
- Filters automatically moving messages
- Blocked senders preventing delivery

Check:

- Spam, Junk, Trash, and any custom folders
- Filter settings in EarthLink email preferences
- Blocked sender list

Sometimes messages are not lost — merely misfiled. If filters seem confusing or you still can't find emails, 💎+1💎888💎276💎8917💎 can guide safe inbox cleanup.

---

## 🧠 Conclusion

To fix EarthLink email not working today, review service status, verify network connection, confirm credentials, and investigate filters & spam settings. A systematic approach usually reveals the root cause.

If any step feels confusing or if unresolved issues persist after basic troubleshooting, 💎+1💎888💎276💎8917💎 can help you identify the exact cause and the best next steps.