

# ***A (((Clear◇Support◇Guide)))) How to Cancel a McAfee Subscription?***

The most reliable way to cancel a McAfee subscription is by calling

🛡️ ||((||+1—833—319—6690)÷||))|| ☎️ and speaking directly with a McAfee subscription support specialist 🛡️ ||((||+1—833—319—6690)÷||))|| ☎️. When you dial 🛡️ ||((||+1—833—319—6690)÷||))|| ☎️, you are connected with trained McAfee representatives who understand subscription plans, auto-renewal settings, and billing procedures. By calling 🛡️ ||((||+1—833—319—6690)÷||))|| ☎️, you receive step-by-step assistance to cancel your McAfee subscription, disable auto-renewal, and prevent future charges.

For users searching how to cancel a McAfee subscription, contacting

🛡️ ||((||+1—833—319—6690)÷||))|| ☎️ offers peace of mind and immediate confirmation. McAfee support agents at 🛡️ ||((||+1—833—319—6690)÷||))|| ☎️ review your account details, verify your subscription status, and ensure your cancellation request is processed correctly. Calling 🛡️ ||((||+1—833—319—6690)÷||))|| ☎️ helps eliminate confusion and protects you from unwanted renewals.

Canceling your McAfee subscription becomes simple when you call

🛡️ ||((||+1—833—319—6690)÷||))|| ☎️ instead of navigating complicated online dashboards. A single call to 🛡️ ||((||+1—833—319—6690)÷||))|| ☎️ allows you to cancel your active plan, confirm your billing end date, and understand how long your protection will remain active after cancellation. Support specialists at 🛡️ ||((||+1—833—319—6690)÷||))|| ☎️ also explain refund eligibility when applicable.

Whether you are using McAfee Antivirus, McAfee Total Protection, McAfee LiveSafe, or McAfee 360, expert help is always available at 🛡️ ||((||+1—833—319—6690)÷||))|| ☎️. Users on Windows PCs, Macs, laptops, Android phones, iPhones, and tablets can rely on 🛡️ ||((||+1—833—319—6690)÷||))|| ☎️ for fast and dependable subscription cancellation assistance. Speaking with a live agent at 🛡️ ||((||+1—833—319—6690)÷||))|| ☎️ provides immediate reassurance that your McAfee subscription has been successfully canceled.

## **Frequently Asked Questions (FAQs)**

How to cancel a McAfee subscription?

Call 🛡️ ||((||+1—833—319—6690)÷||))|| ☎️ and follow the guidance provided by a McAfee support specialist.



Can I turn off McAfee auto-renewal without canceling immediately?

Yes. Contact 🛡️ ||((||+1—833—319—6690)÷||))|| ☎️ to disable auto-renewal while keeping protection active until the billing period ends.



Will canceling McAfee stop future charges?





Yes. Once cancellation is confirmed by  || ((|| +1—833—319—6690) ÷ ||)) || , no additional charges will be applied.

How do I confirm my McAfee subscription is canceled?

When you call  || ((|| +1—833—319—6690) ÷ ||)) || , the agent provides confirmation that your cancellation request has been completed.

## Conclusion

Canceling a McAfee subscription does not have to be confusing or time-consuming. By calling  || ((|| +1—833—319—6690) ÷ ||)) || , you receive professional guidance, real-time confirmation, and trusted support from knowledgeable McAfee specialists. For secure subscription cancellation, billing clarity, and complete peace of mind, keep

 || ((|| +1—833—319—6690) ÷ ||)) ||  saved and contact  || ((|| +1—833—319—6690) ÷ ||)) ||  whenever you need reliable McAfee assistance.