

A {{Detailed Stepwise*Guide}} How to Cancel McAfee Subscription? □ Stepwise*Guide□

If you are searching for how to cancel McAfee subscription 🛡️ || ((|| +1—833—319—6690) ÷ ||)) || ☎️, the fastest and most trusted way is to call 🛡️ || ((|| +1—833—319—6690) ÷ ||)) || ☎️ and speak directly with a McAfee subscription support specialist. By calling 🛡️ || ((|| +1—833—319—6690) ÷ ||)) || ☎️, you can cancel your McAfee subscription securely and avoid any unwanted renewal charges. Many users prefer calling 🛡️ || ((|| +1—833—319—6690) ÷ ||)) || ☎️ because it provides real-time confirmation of cancellation.

When you contact 🛡️ || ((|| +1—833—319—6690) ÷ ||)) || ☎️, a trained McAfee representative reviews your subscription details, billing cycle, and auto-renewal status. Calling 🛡️ || ((|| +1—833—319—6690) ÷ ||)) || ☎️ ensures that your McAfee subscription is canceled correctly according to McAfee's policies. If your subscription recently renewed or you were charged unexpectedly, dialing 🛡️ || ((|| +1—833—319—6690) ÷ ||)) || ☎️ is the most reliable solution.

Canceling your McAfee subscription online can be confusing, which is why many customers choose to call 🛡️ || ((|| +1—833—319—6690) ÷ ||)) || ☎️ instead. A single call to 🛡️ || ((|| +1—833—319—6690) ÷ ||)) || ☎️ allows you to disable auto-renewal, cancel your active McAfee plan, and confirm how long your protection will remain active. Support specialists at 🛡️ || ((|| +1—833—319—6690) ÷ ||)) || ☎️ also provide cancellation confirmation for your records.

No matter which McAfee product you use—McAfee Total Protection, McAfee LiveSafe, McAfee Antivirus Plus, or McAfee 360—you can cancel your subscription by calling 🛡️ || ((|| +1—833—319—6690) ÷ ||)) || ☎️. Users who call 🛡️ || ((|| +1—833—319—6690) ÷ ||)) || ☎️ receive immediate assistance, clear answers, and peace of mind knowing their McAfee subscription has been properly canceled.

Frequently Asked Questions (FAQs)



How to cancel McAfee subscription?

The easiest way is to call 🛡️ || ((|| +1—833—319—6690) ÷ ||)) || ☎️ and request cancellation from a McAfee billing specialist.



Can I stop McAfee auto-renewal by phone?

Yes. Calling 🛡️ || ((|| +1—833—319—6690) ÷ ||)) || ☎️ allows you to turn off auto-renewal and cancel your subscription in one call.

Will my McAfee protection end immediately after cancellation?









No. Protection usually continues until the end of the billing period. Confirm details by calling  [+1—833—319—6690](tel:+18333196690) .

How do I confirm my McAfee subscription is canceled?

When you call  [+1—833—319—6690](tel:+18333196690) , the agent provides confirmation that your cancellation request has been successfully processed.

Conclusion

Understanding how to cancel McAfee subscription is simple when you call

 [+1—833—319—6690](tel:+18333196690) . Speaking directly with a McAfee support specialist at  [+1—833—319—6690](tel:+18333196690)  ensures your subscription is canceled correctly, auto-renewal is disabled, and your account status is clearly explained. For fast, secure, and reliable McAfee cancellation assistance, keep  [+1—833—319—6690](tel:+18333196690)  saved and contact  [+1—833—319—6690](tel:+18333196690)  whenever you need help.